

[About](#)

[Learn More](#)

Emergency Roof Repair Chicago

Are you looking for more info about 24 Hour Roof Repair Chicago?

Want to know more about 24 Hour Roofers Near Me?

You are in the right place when it comes to 24 Hour Emergency Roof Repair Near Me and Same Day Roof Repair Chicago...

[GET IN TOUCH](#)

Chicago Roofing Contractors

24 Hour Roof Repair Chicago

Learn More About Same Day Roof Repair Chicago

We are ready to address your immediate needs for your repair or replacement. Call us Now for a Free Quote...773-345-7779

[LEARN MORE](#)

24 Hour Roofers Near Me

Looking for Roofing Contractors Chicago Experts?

Perhaps You Are Searching Everywhere For...

- Emergency Roof Repair Chicago
- 24 Hour Roof Repair Chicago
- Same Day Roof Repair Chicago
- 24 Hour Roofers Near Me
- 24 Hour Emergency Roof Repair Near Me

Your Search is Over!

Chicago Roofing Contractors FAQ



Chicago Roofing Contractors
QUESTIONS ANSWERED...

How do you handle an emergency roof repair?

Answer...

You should take all precautions to keep yourself safe.

As soon as possible after a storm damages your home, repairs should be made.

A plastic tarp or other waterproof material should cover the living area. According to the size of the hole, buckets or other containers may be needed to collect the water until the storm passes.

Roofers are available to help you 24 hours a day and seven days a week, so get in touch with them right away. Due to the danger posed by a storm, personnel will not venture out during it. Do not try to repair your roof on your own if it has been damaged.

Once the damage has occurred, contact your insurance company right away. Unexpected roof damage may cause you financial hardship. While your roof is being repaired, your insurance provider may cover hotel expenses or other housing expenses if you have to leave your home because it is hazardous.

The insurance company will send an adjuster to assess the damage and determine the claim's value. In the event of an excessively low estimate, you might obtain estimates from several roofing companies and submit them as proof of damage to your insurance company.

[24 hour emergency roof leak repair chicago near me](#)

Make sure your roofing contractor is licensed and insured before hiring them. The "storm chaser" industry preys on homeowners after severe weather events.

Generally, these are fly-by-night companies that ply their trade in neighborhoods and try to sell their services to homeowners. Most often, the company requires a large deposit, or the repairs are substandard.

The company leaves after receiving the deposit or the work is never completed. Ask any company you choose for references and for proof of their insurance and license.

If you find yourself facing a roofing emergency, the most important thing is to remain calm. In the middle of a nasty storm, it is especially important not to try and fix the damage yourself.



What will the repair of the roof cost?

Answer...

Repairs of minor damage typically cost between \$150 and \$1500. Basic tools and materials are needed for these types of repairs, and they do not require any specialized knowledge or training.

Some people prefer to do minor roof repairs on their own; however, you should seek professional help if you're uncertain about

any aspect of the repair or if safety precautions are being taken. Neglected or poorly performed roof repairs can quickly turn into major ones.

It costs between \$1,500 and \$7,000 to perform major repairs, which require expert knowledge and specialized materials. It may also be necessary to obtain permits and perform inspections during the repairing process, depending on where you live.

Major repairs are those which require considerable electrical, plumbing, HVAC, or engineering work. This includes repairing structural damage (either potential or actual), renovating your roof or house's structure, and repairing safety hazards.

The roof may need to be replaced entirely if it has experienced significant or recurring damage for more than 20 years. Roofs that experience little or no damage can last as long as 30 years.

Get in touch with a professional roofer if you're not sure whether your roof needs to be replaced or if it can be repaired without

replacement. Initial roof assessments are often provided at no charge by representatives. Total roofing replacements often cost more than \$8,000.

Learn More About Chicago Roofing Contractors

24 Hour Roof Repair Chicago TIPS...

Emergency Roof Repair Chicago: Need A Roof Leak Contractor For 24/7 Roofing Work Near Me

Emergency Roof Repair Chicago, IL

After spending time researching roofing companies in the area, I've found a few that are trusted and provide services at an affordable price. These roofers will be able to come out as quickly as possible for emergency or same-day repair of your leaky rooftop.

Whether you need repairs in an emergency or under normal circumstances,

You can rest assured that we have you covered at the best possible price.

As homeowners, we know how important it is to have a roof to protect your home.

How would you react if a tree fell on your roof in the middle of the night, or if hail and high winds tore it apart? Is there someone you can contact?

Emergency Roof Leak Repairs in Chicago, IL

If you have a roof leak emergency, don't hesitate to call our same-day emergency leak repair service, which is available 24 hours a day. Our team of specialists will do an in-depth analysis of your roof's present conditions and repair your shingles, gutters, flashing, and brickwork with cutting-edge technology.

24 Hour Emergency Roof Leak Repair

The roof will start leaking water once it has been compromised.

You know that will only make things worse.

A quick repair or protective cover is needed to prevent further interior and structural damage.

Unless the weather system passes quickly, we typically tarp the hole until we can assess the damage and suggest a more permanent fix.

In the event that your roof covering is damaged due to a weather event or another reason, you are searching for emergency roof repair near me. While you're thinking about your house and its surrounding frames, the last thing on your mind should be "how is the emergency repair done?"

Nobody wants to think about it, yet when a hurricane affects the Gulf Coastline or a tornado strikes the Midwest, you may need some emergency repair work. After all, they are there for that purpose, right?

Same Day Roof Replacement is what we do

Our Chicago-based company employs a team of professional repair technicians who know exactly what needs to be done. We offer complete residential and commercial repair services as well as installations. Our company also provides free inspections for all new and existing properties in Chicago and the local area, as well as fixes any problems.

Chicago and its suburbs are covered by our team of highly trained technicians, so there is no need to worry. Our technicians will even remove any debris that has been left behind. Lastly, we prevent snow, ice, and wind damage by offering snow and ice protection. Bad weather is coming, and a leaking roof is the last thing you want.

24/7 Emergency Roofing Service

As soon as you find a leak or see water stains in the ceiling, you should act immediately. A power outage may be caused by rain, flooding, or any other reason. In this event, you should hire a trusted contractor.

A qualified professional who is available when you need him or her is vital when your roof is damaged during a storm. In any case, you should have your roof inspected as soon as possible in case of an emergency. A professional can fix the problem within 24 hours.

Emergency Roof Repair Contractors Near Me

Emergency roof repair contractors are people who you can call when you have a roof

emergency. This could be anything from a leak to a full-blown roof collapse. It is important to have a reliable contractor who can come out and help right away.

Our team is experienced in commercial roofing replacement, and we have a response process that is analyzed to provide fast and professional assistance.

Residential or Commercial, Affordable Roofing

Residential repairs are affordable.

Determining the cost of the repair work to your home or business can be challenging, but there are some do's and don'ts that can help you decide what to do.

Do check the type of repair work to be done. If you are repairing, don't replace. Most repairs can be done without spending extra money on rehabilitation or replacement.

Check what deductions you can make from the repair cost. If you have an insurance policy for your home or business, you should check with your agent. Savings from deductibles and other expenses can cut the price of repair work.

Before signing the contract, come to an agreement with the contractor beforehand on everything you want and don't want.

Leave costs like sales tax, permit fees, and lawyer's fees to the contractor, who can deduct them from the cost of repairs.

Keep extra receipts so you have proof of expenses. If your damage is because of storms or neglect, it's vital to get prompt professional service. When you might need roof repair work, keep the following considerations in mind so you'll receive the best advice based on the needs of your home or business.

1. Contact a Professional Roofing Contractor

One of the most crucial aspects of your home or company is the roof. Because the expense of replacing it might be significant, many individuals engage roofing repair specialists. If you're not sure if your roof is in good shape, you should have it inspected by an expert.

2. Replace Your Roof After Storms or Heavy Snow

In some areas, snow and ice can take a toll on roofs. In addition to the cost of damage after storms or heavy snowfalls, you'll also have to put in time and money to repair the roof. Replacing a roof after severe weather can be cheaper than repairing it in most cases, and is often necessary for watertight protection against melting snow and ice.

3. Estimate the work necessary to repair or replace it.

If the roof is destroyed, you'll need to decide whether or not it's worth repairing and, if so, what kind of repairs or replacements will be needed.

What are the more common causes of roof leaks in Chicago?

Ice dam formation

Ice dams form when water drains and freezes again, which is the most prevalent cause of inadequate or no heating during Chicago winters. Leaks might occur as the ice layer thickens.

Tree roots

Cold conditions create the accumulation of ice and snow around a building, and tree roots can grow through the roof and produce leaks by pushing apart. When enough ice forms, the sun's heat causes it to melt, but the melted water pours down gutters and freezes anew, forming an ice dam.

Weather conditions

During Chicago winters, windy days have a greater chance of causing leaks because the force of the wind can shift shingles and cause leaks.

Poor materials

Double-thick, white paint is often used on roofs because it reflects sunlight and reduces heat gain. This type of paint can cause the accumulation of ice and snow, which can lead to leaks because the increased weight of the ice can shift shingles.

Shingle failure

Shingles are brittle, and when they break, they can cause leaks. Shingles can also break from tree limbs or tree roots pushing on them.

Insufficient ventilation

Windows and skylights are often overlooked when causing a house to leak. Too little insulation can cause air to move around in the walls, ceiling, and roof of a house, causing water to sit on the roof for extended periods of time. This can lead to mold and mildew problems as well as the leaking of water.

Improper building construction

Poorly constructed homes are more likely to leak than well-constructed ones. Your home is dependent on its construction and foundation for support. If the walls and roof are not in good shape, they will leak.

Soil erosion

Soils can cause leaks when they erode away the foundation of your home. The soil may be unstable due to poor installation, or it may have rusted through over time.

Improper building construction

Poorly installed drywall, improper building codes, and other problems can cause leaks from the roof.

Leaks can be a real problem for homeowners. Here are several of the most common causes

of roof leaks, along with what you can do to prevent them from happening again.

Emergency flat roofing repairs

What happens when loose tiles cause a leak?

Damaged tiles can lead to a leak and need immediate attention. Firstly, inspect the roof carefully and check the entire area for any structural damage. You can also try to clean the roof by using a damp mop and newspaper. Do not use water, as it can lead to more damage. If the roof is already damaged, call a roofing contractor to take care of the repairs.

There are numerous methods to repair a flat roof. The method that is used depends on the type of roof that has been affected, the magnitude of damage, and the type of repair that is needed. Flat roof repair is usually the fastest and least expensive way to repair the damage. There are various types of flat roofs that are installed, including wooden, tile, slate, asphalt, and flat steel roofs. Each of these types has its own unique needs for repairs.

What can I do to prevent roof leaks in the future?

Roof leaks can be avoided with proper maintenance and repair. Here are some roof inspection tips to help you keep your roof at its best:

- 1. Spot-check your roof regularly to make sure there are no problems.**
- 2. Look for dry spots, missing shingles, missing tiles or nails, damaged flashing, and other damage on the roof deck. Inspect the roof for signs of water damage.**
- 3. Check your roof's flashing and fasteners. Make sure your roof's flashings are in good condition and that they are not missing, cracked, or damaged. Make sure your roof's fasteners are tight and that they have not been bent. Also, check all of the fasteners for wear.**
- 4. Check your roof's tiles for problems. Look for loose or missing tiles, cupping, flashing that is damaged, and flashing that does not meet code requirements. Also look for any signs of water damage like stains, rust spots, missing mortar, and broken tiles.**

5. Make sure there are no loose or missing shingles on your roof deck. Check the roof for any signs of leaks from cracks or other damage.

6. Make sure your roof's insulation is in good condition. Check the size of the rolls of insulation, their condition, and how much was blown off during a hurricane or other storm damage.

Why do I get "water stains" on my wall?

The most common is a leak in the roof or walls where water leaks into the walls. The water then seeps through the wall and drips down the wall. Water stains aren't always caused by leaks, though. Water can seep into your walls from damaged gutters or pipes that run through your house. If you see water stains on your walls, check the condition of your gutters and pipes.

Do you need a repair or replacement?

Inspecting your roof before you make any repairs is very important. It can save you money and time, but more importantly, it can

protect your family. A roof is one of the most important structural elements on the exterior building walls of your house. It keeps water out of the house and protects you from the elements. When your roof needs repair or replacement, it is important to do so in a timely manner. Timely means you get your work done before the water gets into your house.

Inspecting your roof can be done from the ground or from a ladder. The more, the better, as you will be able to determine if there are any problems with the roof. If you have a ladder, it is a very good idea to have a professional look over your roof for any leaks or problems with the roof. They will take images of your roof not only with the camera but also with their hands. The reason for this is that they can see things you will not be able to notice.

Get A Free Quote

Talk to our roofing professionals to get a free estimate on your roof repair. Call us at (773) 345-7779 today.

Ready to Get Help?

[GET IN TOUCH NOW](#)

CONTACT Emergency Roof Repair Chicago

Emergency Roof Repair Chicago

7715 S Cottage Grove Ave
Chicago Illinois 60619





E: rising2thetop247@gmail.com

P: 773-345-7779





We are ready to address your immediate needs for your repair or replacement. Call us Now for a Free Quote...773-345-7779

&amp;amp;lt;img src="images/uploads/3/5aa08ed6e48de_surfer1.jpg?0.5948214292877774" class="img-responsive" title="Emergency Roof Repair Chicago" alt="24 Hour Emergency Roof Repair Near Me" style="border-radius: 0px; border-color: rgb(0, 0, 0); border-style: none; border-width: 1px;" data-selector="img" /&amp;amp;gt;





[24 hour emergency roof leak repair chicago near me](#)




[24 hour emergency roof leak repair chicago near me](#)



[24 hour emergency roof leak repair chicago near me](#)





Emergency Roof Repair Chicago



Map

Satellite



[Keyboard shortcuts](#)
[Map Data](#)Map data ©2022 Google
[Terms of Use](#)
[Report a map error](#)
Map data ©2022 Google

[Same Day Roof Repair Chicago Near Me](#)
[Roof Repair Chicago Southside](#)

[24 hour emergency roof leak repair chicago near me](#)

